
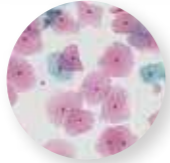

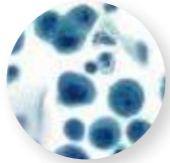

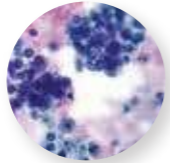

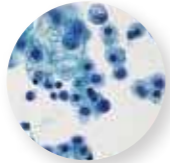




## HealthSky Liquid-Based Cytology Processing Kit (SCT)

Kit	Slide Presentation	Application
<b>Gynecological Kit</b> 200 Test/Kit 		<b>Gynecology</b> Cervical cancer screening
<b>Sputum Kit</b> 100 Test/Kit 		<b>Pulmonology</b> Lung cancer detection
<b>Urine Kit</b> 100 Test/Kit 		<b>Urology</b> Urinary diseases diagnosis
<b>Serous Effusion Kit</b> 100 Test/Kit 		<b>Oncology</b> Serous tumour diagnosis and etc.
<b>Fine Needle Aspiration Kit</b> 50 Test/Kit 		<b>Surgery &amp; EUS-FNA</b> Thyroid, breast, lymphatic tumors and etc.

## Specification

<b>Model</b>	SCTE-3600A	<b>Reagent Delivery Volume</b>	0-1000 µL/time
<b>Capacity</b>	1-36 specimens per batch	<b>Rotate Speed</b>	0-300 rpm
<b>Applicable Specimens</b>	Gynecological (GYN)	<b>Noise</b>	≤70 dB
	Sputum	<b>Amplitude</b>	≤2 mm
	Urine	<b>Operation &amp; Display</b>	Tablet PC
	Serous Effusion	<b>Operating System</b>	Android 4.0 and above
	Fine Needle Aspiration (FNA)	<b>Data Interface</b>	Bluetooth
<b>Run Time</b>	50 minutes/batch (full load)*	<b>Supply Voltage</b>	AC100-240V, 50/60Hz
<b>Pipette Bundle</b>	3	<b>Dimension</b>	870*775*640 mm (L*W*H)
<b>Specimen Transfer Volume</b>	0-3000 µL	<b>Weight</b>	125 KG
<b>Reagent Manifold</b>	4 (Alcohol, Diluent, Hematoxylin, EA/OG)		

Hangzhou HealthSky Biotechnology Co., Ltd.

Tel/Fax: +86 571 89774886

E-mail: overseas@healthskybio.com Web: www.healthskybio.com

Add.: Floor 3, Building 2-1, Liangzhu International Life Science and Technology Town, Yuhang District, Hangzhou, Zhejiang, China.

\*: Gyn specimens under rapid protocol.

**HEALTHSKY**

# ALL IN ONE



## SCT EXPRESS 3600A

### Liquid-Based Cytology Workstation

36 SPECIMENS **IN 50 MINUTES**\*



**HEALTHSKY**  
Liquid-Based Cytology



## Sieve Sedimentation Cytologic Technology(SCT)

A unique and patented cytology slide preparation technology developed by HealthSky.



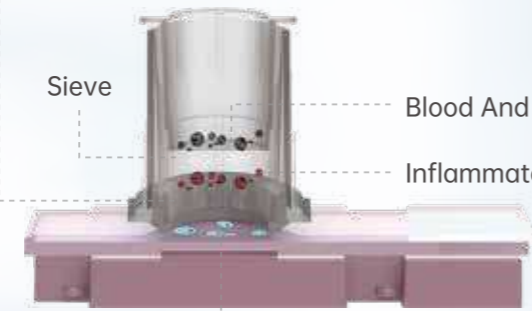
**Cleaner Background**



**Better Maintained Cellular Morphology**



**Easier Interpretation**

<p><b>Specimen Preservation</b></p>	<ul style="list-style-type: none"> <li>100% of the cells are preserved.</li> <li>More than 8 slides with high repeatability and consistency can be prepared from the same specimen.</li> <li>Patented and specimen specified solution can maximumly maintain the cell morphology.</li> </ul> 
<p><b>Specimen Handling</b></p>	<p>Density Sedimentation</p>  <p>Sieve</p> <p>Blood And Mucus</p> <p>Inflammatory Cells</p>
<p><b>Slide Processing</b></p>	<p>Diagnostically Relevant Cells</p>
<p><b>Staining</b></p>	<ul style="list-style-type: none"> <li><b>SCT</b> separates more obscuring factors such as blood, mucus, and inflammatory cells, enriches diagnostically relevant cells efficiently, enabling better visualization of cells.</li> <li><b>SCT</b> improves the quality and clarity of the slides, optimizes accurate screening results for patients.</li> </ul>
<p><b>Presentation</b></p>	<ul style="list-style-type: none"> <li>Clean background, evenly distributed monolayer cells and better cellular morphology.</li> </ul>

## SCT EXPRESS 3600A

Utilizes the Sieve Sedimentation Cytologic Technology (SCT) and the acceleration sedimentation technology, SCT Express 3600A converts the specimen to the slide stained by the Papanicolaou method through an automated and standardized process.

**Fully Automated**

Fully automates the cell enrichment, slide preparation, and staining

**Efficient**

36 slides are prepared and stained in 50 minutes

**SCT Utilized**

Clean background and evenly distributed monolayer cells with minimal overlap

**Self-sealing Vial**

Specimen protected from external contamination and can be used for HPV test

**Standardized Workflow**

Consistent performance. Batch to batch variation is avoided

**No Cross Contamination**

Individual processing and staining, no cross contamination

## User-Friendly Interface

**01 Real-time**

The process and the specimens are dynamically displayed

**02 User-friendly**

Humanized and easy to use operation interface

**03 Editable Protocol**

Fully customizable protocols for Gyn and Non-Gyn specimens

**04 Convenient**

One touch pipeline cleaning  
Reagents and wastes are real-time monitored

